

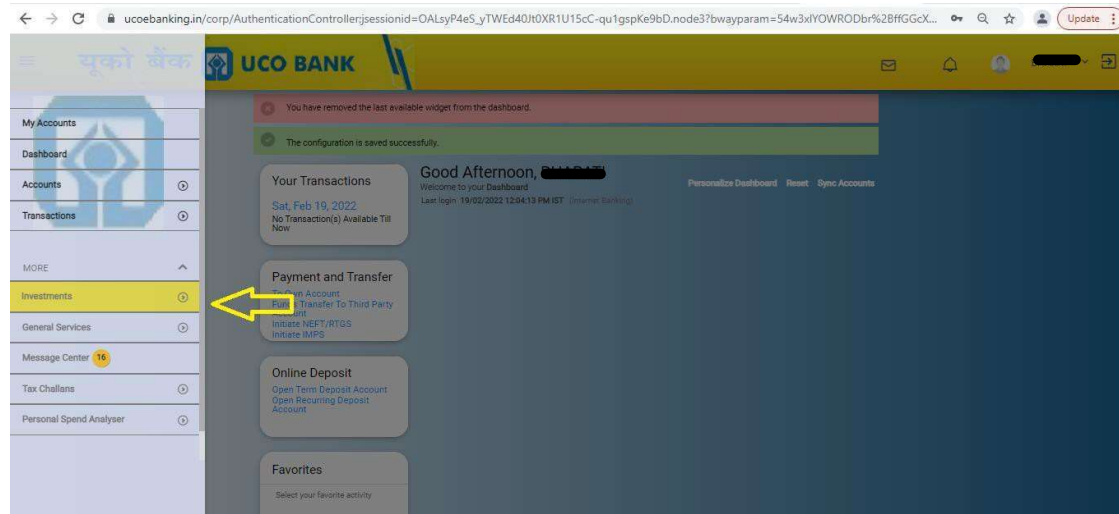
FEBA Investment Module

Click in the Hamburger Menu icon to open the Main Menu and select the Investment Menu. In the Investments menu following three service request available for the retail and corporate users as per their eligibility.

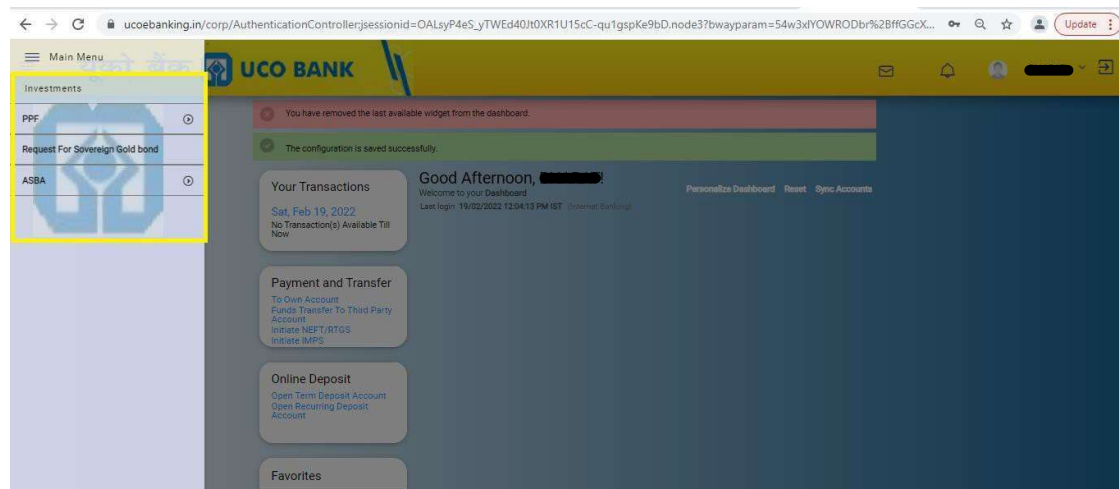
1. PPF
2. Request for Sovereign Gold Bond
3. ASBA

Retail Investment Module

Investment menu for Retail user is available in the MORE menu option in the Hembergur menu.

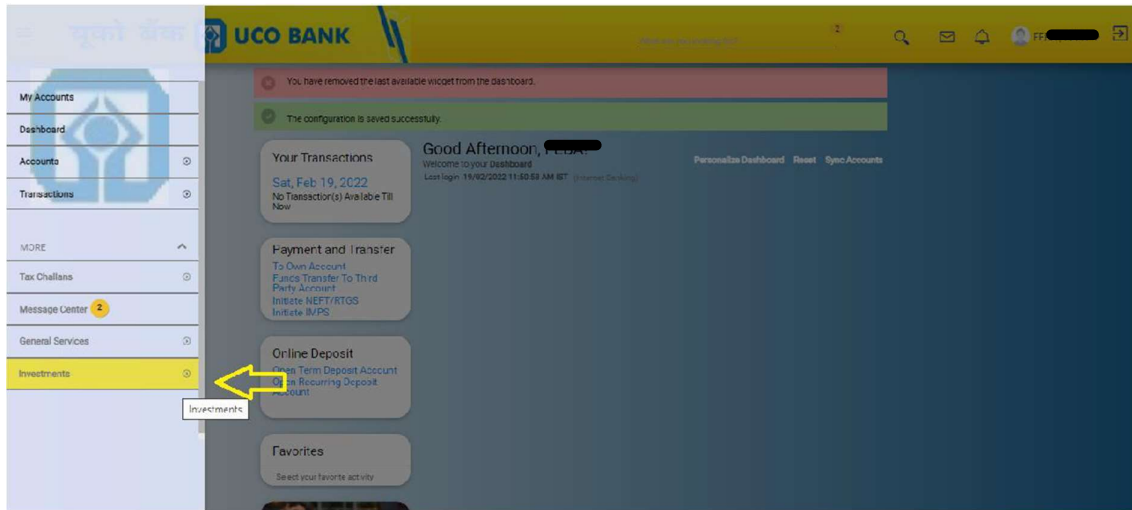


For Retail user, PPF account statement generation, apply for sovereign gold bond and ASBA functionalities are available.

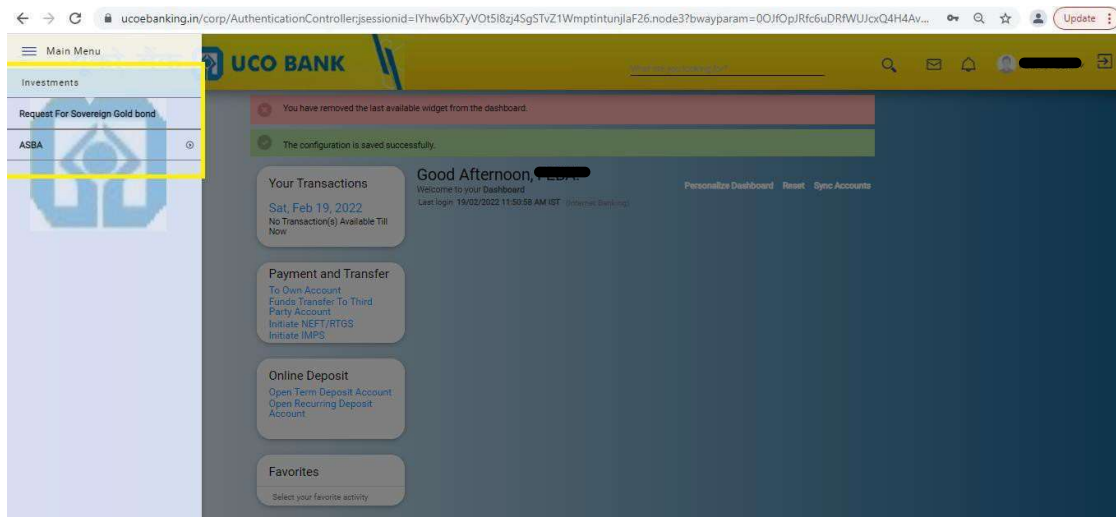


Corporate Investment Module

Investment menu for Corporate user is available in the MORE menu option in the Hembergur menu



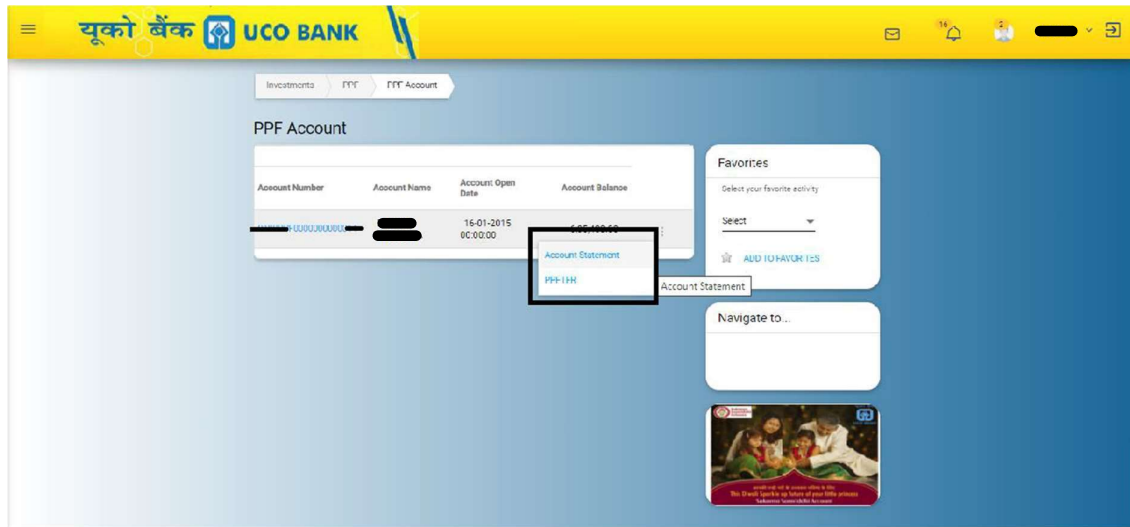
On click of Investments tab or menu option, Request for Sovereign Gold Bond and ASBA are available for the corporate users.



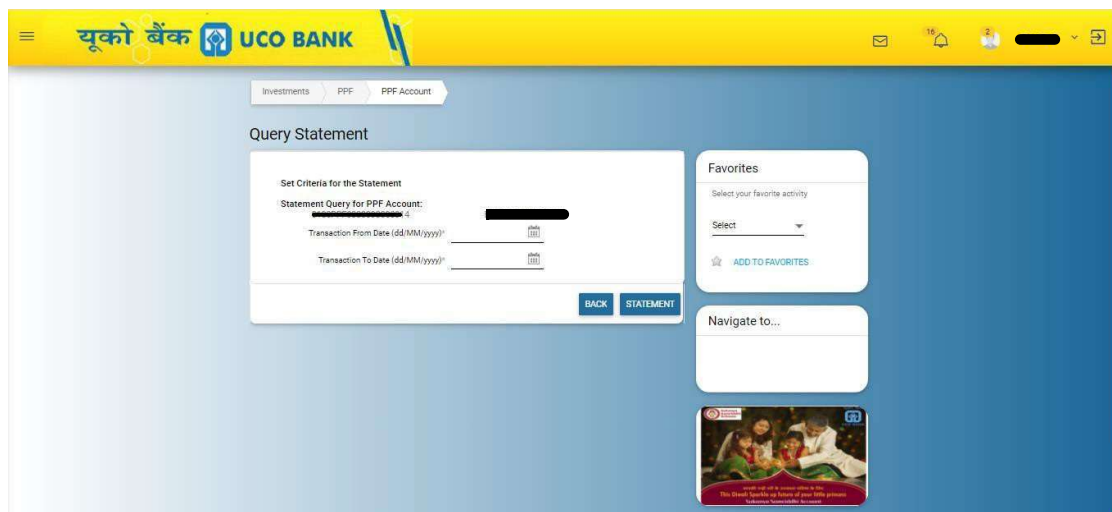
Two options is available under **MORE** Option

1. Account Statement
2. PPFTR

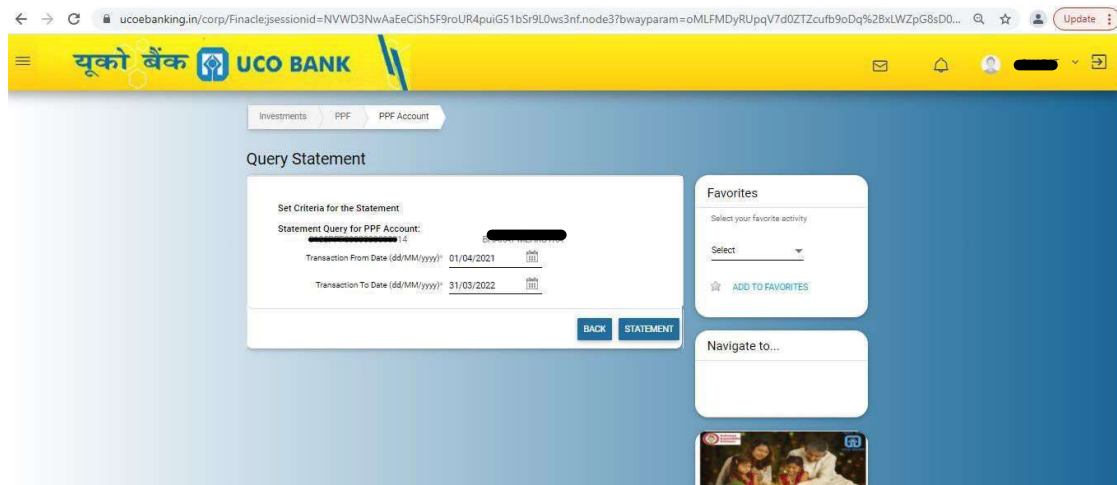
Account Statement



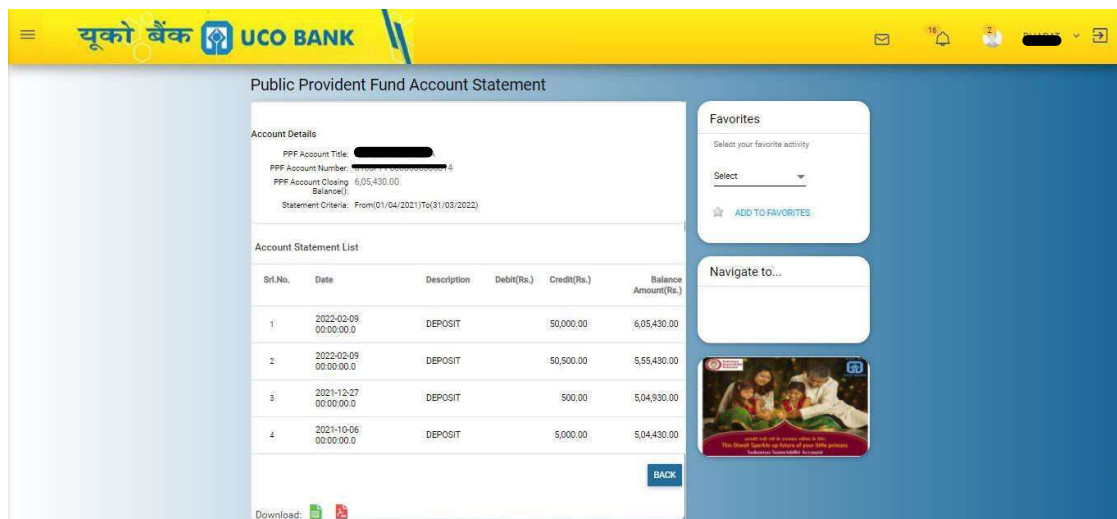
On click of Account statement, New screen will appear, here retail user can generate the account statement of ppf account for the given date range or period.



User has to enter the From date (start date) and To date (end date) to generate the statement.

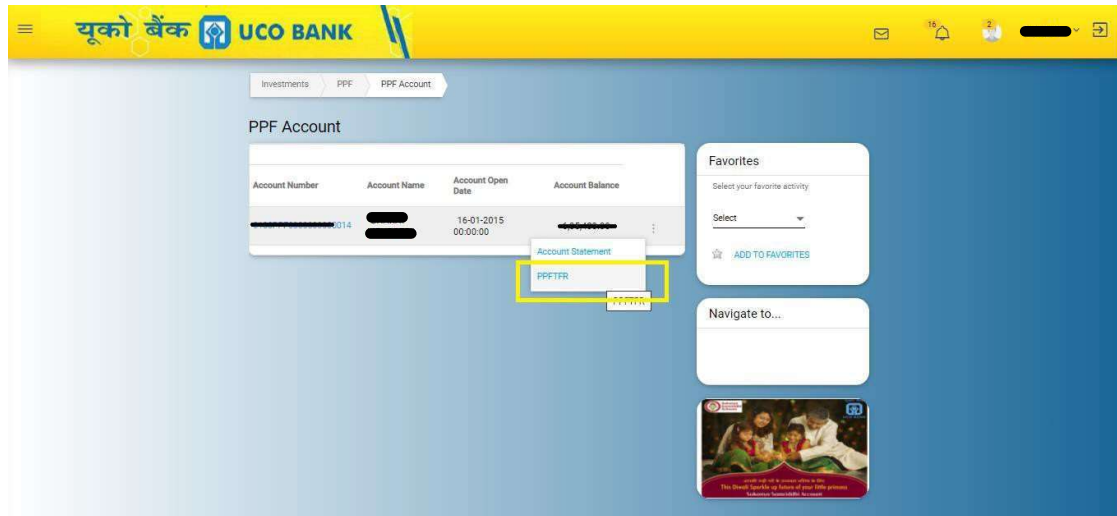


On click of **STATEMENT**, Public Provident Fund(PPF) account statement generated with given period where user can download in PDF format too.

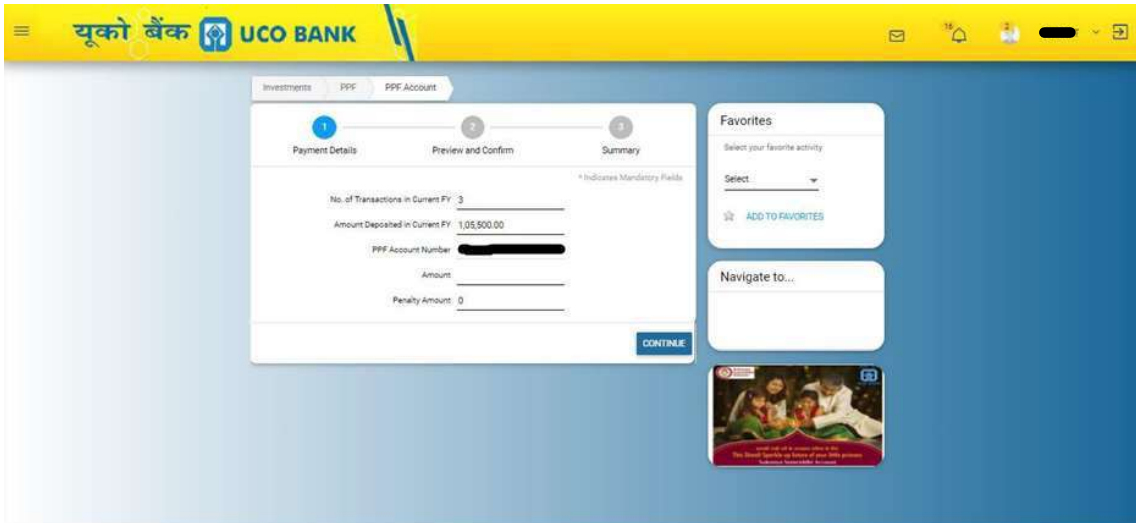


Fund Transfer to PPF Account

Click on PPFTFR for the fund transfer to ppf account.



Here user to enter the amount in the payment details page and click on **CONTINUE** button.



By default current date comes in the transaction date, If any want to make payment then user can change the date on click of date picker.

UCO BANK

Investments > PPF > PPF Account

Create New Transaction

1 Payment Details 2 Preview and Confirm 3 Summary

Common Details * Indicates Mandatory Fields

From Account: [Account ID] Eff. Available Balance : INR 1,42,776.25

Transaction Date (dd/MM/yyyy): 19/02/2022

Make a Payment To

Unregistered Payee: PPF COLLECTION AC [VIEW PAYEE DETAILS](#)

Amount: 500.00

Other Details

Remarks: trf to ppf account

Favorites

Select your favorite activity

Select: [Dropdown]

[ADD TO FAVORITES](#)

Navigate to...

On click of **CONDITNUE** button, Payment Confirmation page will come, where user can view the details of the transaction initiated for the ppf fund transfer

UCO BANK

Investments > PPF > PPF Account

Payment Confirmation

1 Payment Details 2 Preview and Confirm 3 Summary

Confirm the details before submission

(i) Fund will be shown in PPF account on next working days.
(ii) For PPF transaction done after 8 PM, Transaction date would be considered as next working day.

General Transaction Details

Transaction Type: Funds Transfer to PPF-Account

Pay From Account: [Account ID]

Debit Account Name: [Account Name]

Pay To Account: [Account ID]

Beneficiary Branch Name: KANPUR - HASLEY ROAD

Counterparty Type: Unregistered Payee

Beneficiary Name: [Name]

Payment Date: 19/02/2022

Remarks: trf to ppf account

Amount & Frequency Details

Total Amount: INR 500.00

Amount in Words: Five Hundred Rupees Only

Available Balance: 1,42,776.25

Transaction Currency: INR

Favorites

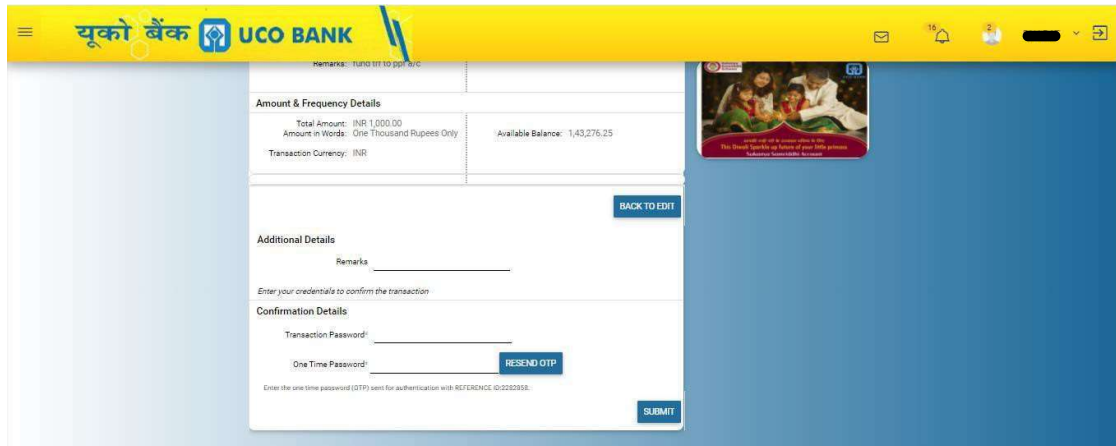
Select your favorite activity

Select: [Dropdown]

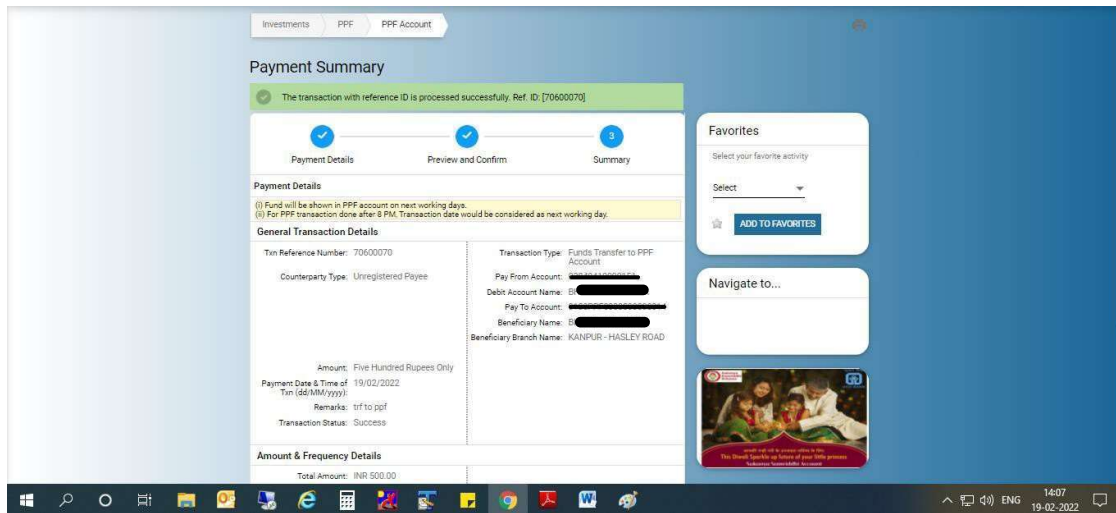
[ADD TO FAVORITES](#)

Navigate to...

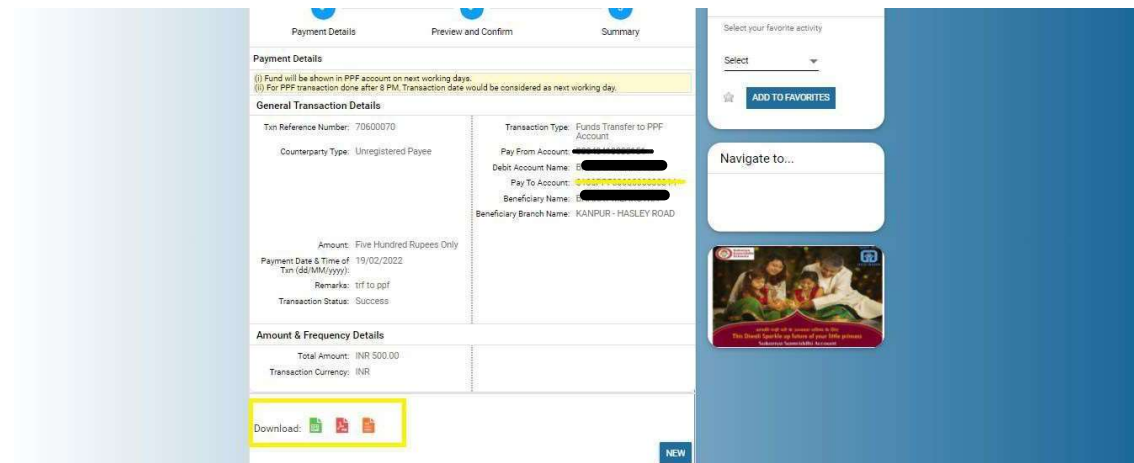
In the confirmation details, user has to enter the transaction password and OTP



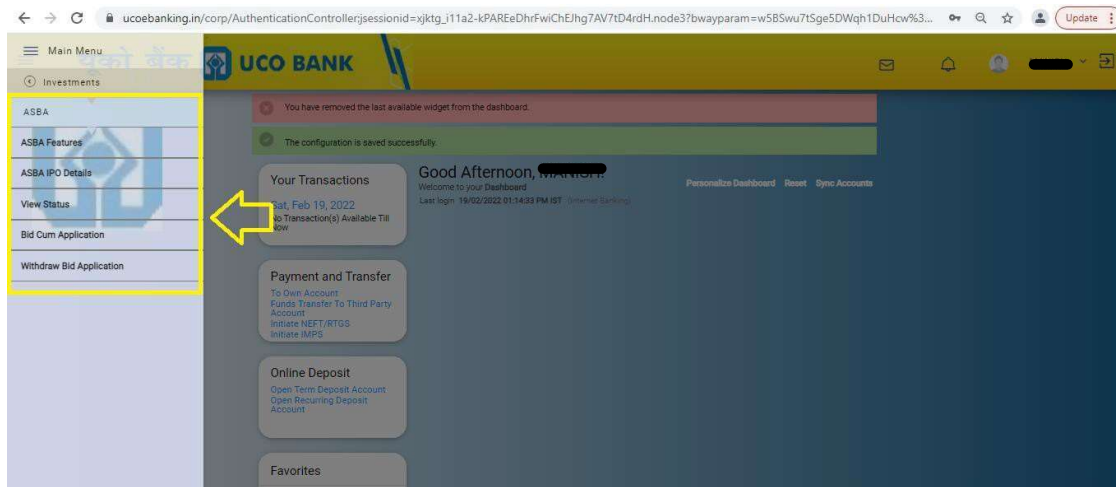
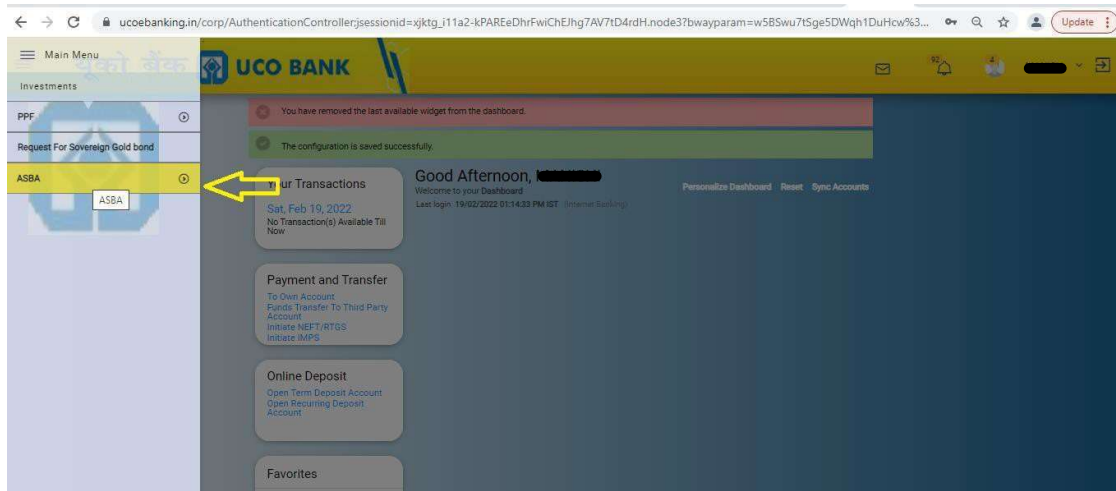
After validation of transaction password and OTP, status and other details of the transaction will come in the payment summary page.



User can also download the cyber receipt in pdf and other format.



ASBA Module: ASBA module is available under Investment.



Investments >>ASBA >>ASBA Features

Investments >>ASBA >>ASBA IPO Details

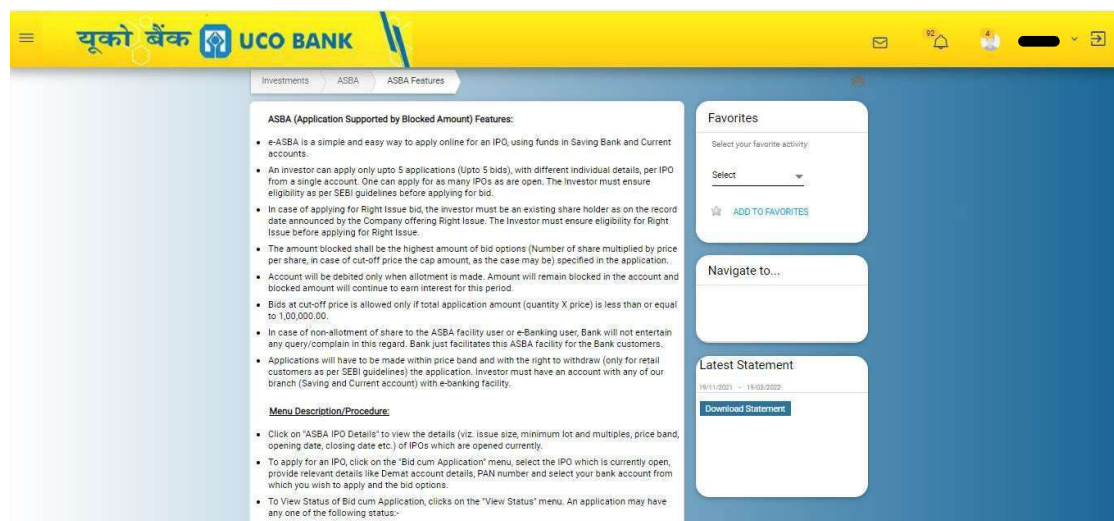
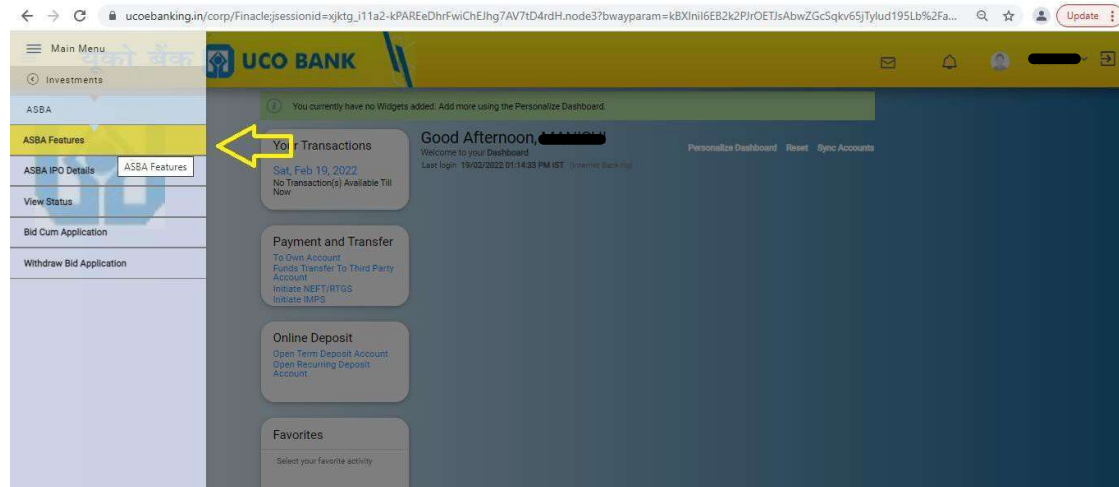
Investments >>ASBA >>View Status

Investments >>ASBA >>Bid Cum Application

Investments >>ASBA >>Withdraw Bid Application

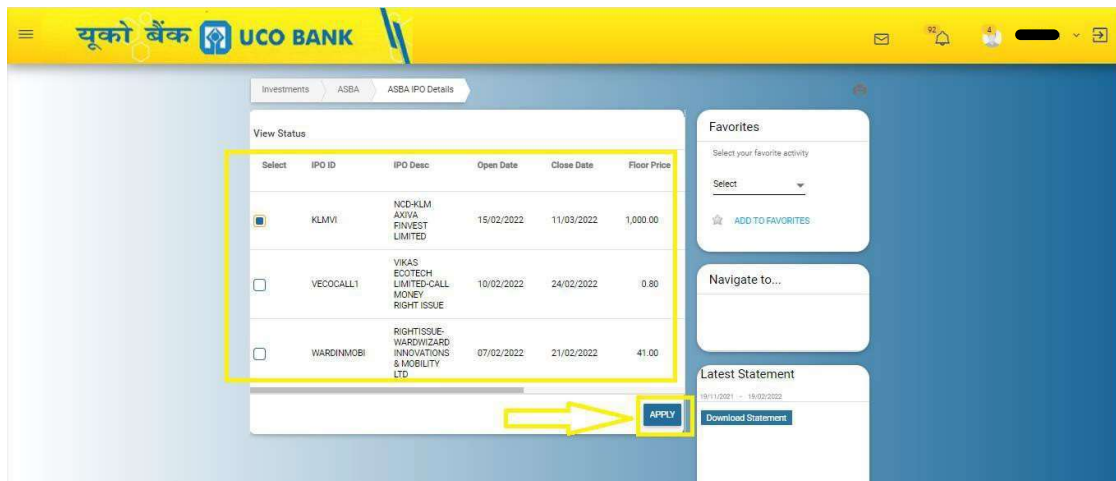
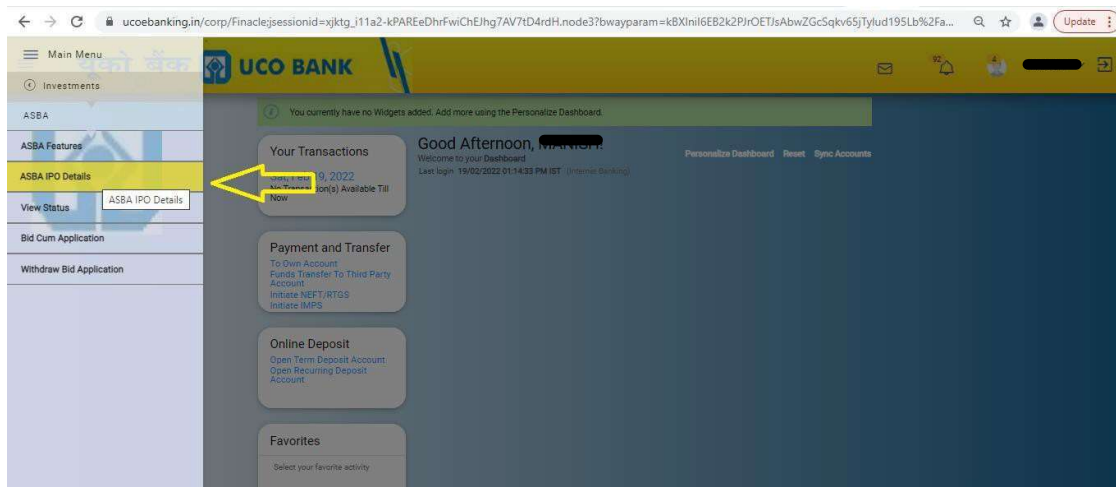
[Investments](#) >> [ASBA](#) >> [ASBA Features](#)

This page provides a short description about ASBA and the procedure to apply Bid application through ASBA



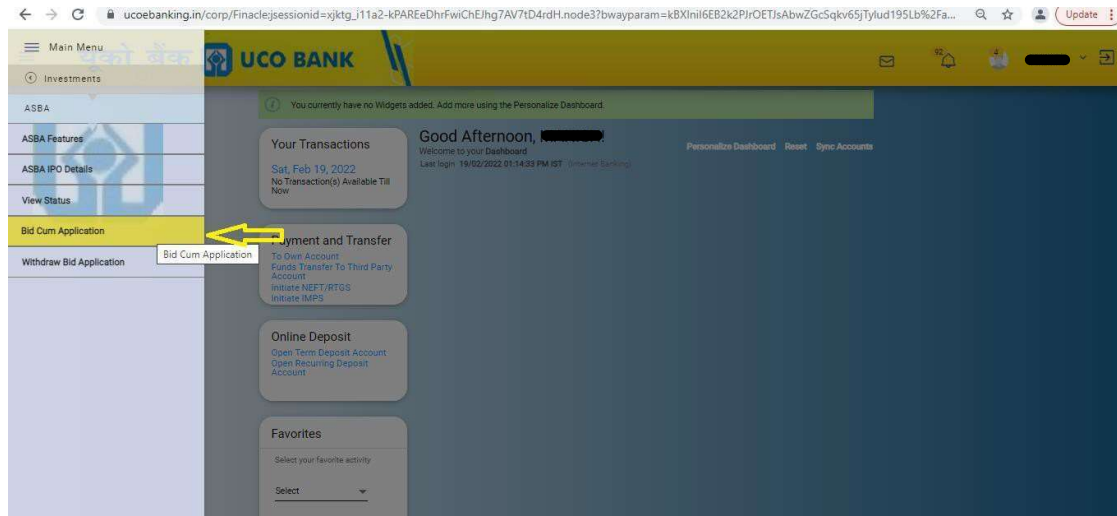
ASBA IPO Details

From this link, user can get the details of current IPO available for apply and apply ASBA bid directly from this Page by selecting the preferred IPO (will be redirected to **Bid Cum Application Page** after clicking **APPLY** button) or apply from 'Bid Cum Application' page.



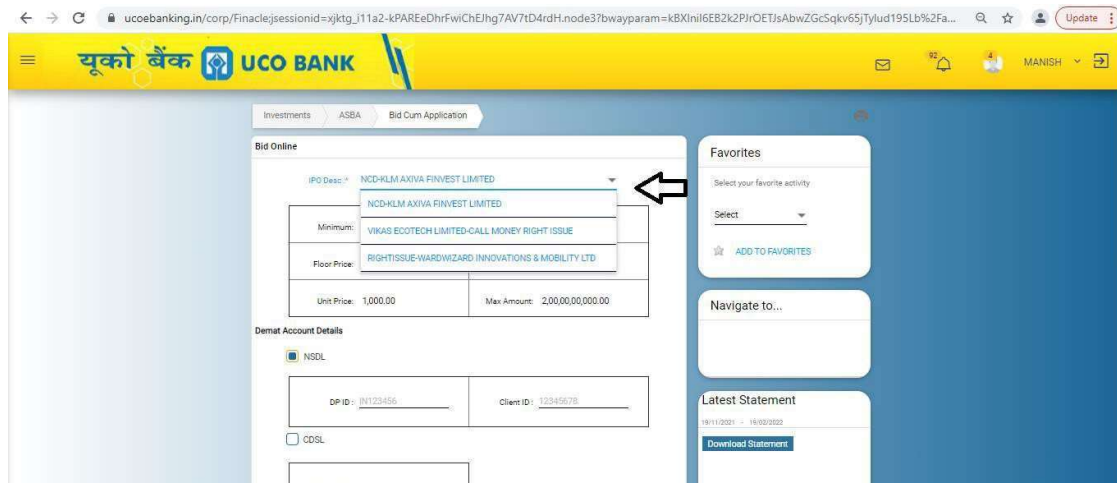
[Investments](#) >> ASBA >> Bid Cum Application

Retail user can apply the IPO by using **Bid Cum Application** button upto **maximum of Rs 2,00,000/- (two lac only)**



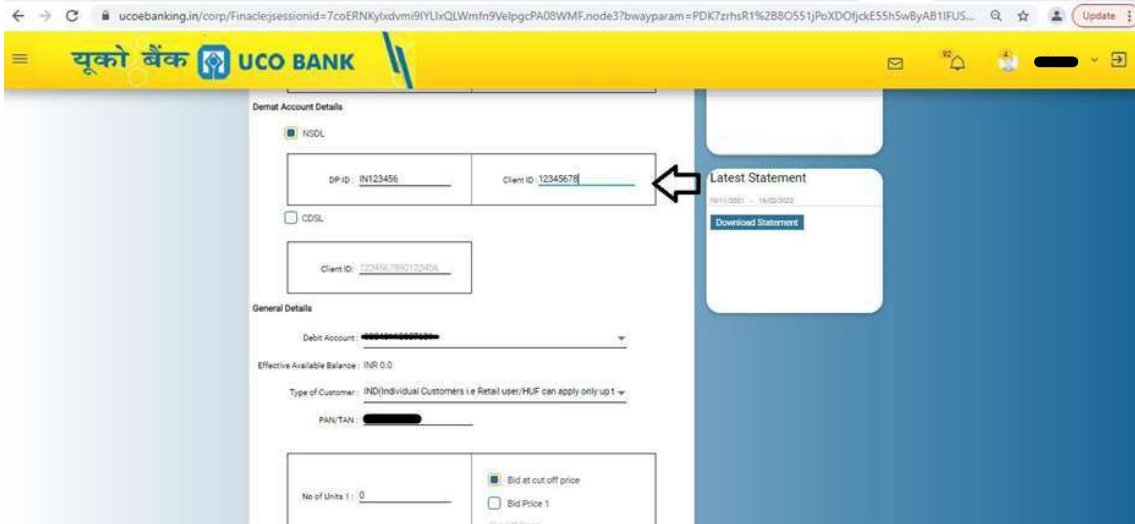
Bid Online:

User can select the IPO from the drop-down list of IPO desc and select the same for apply.



Demat Account Details:

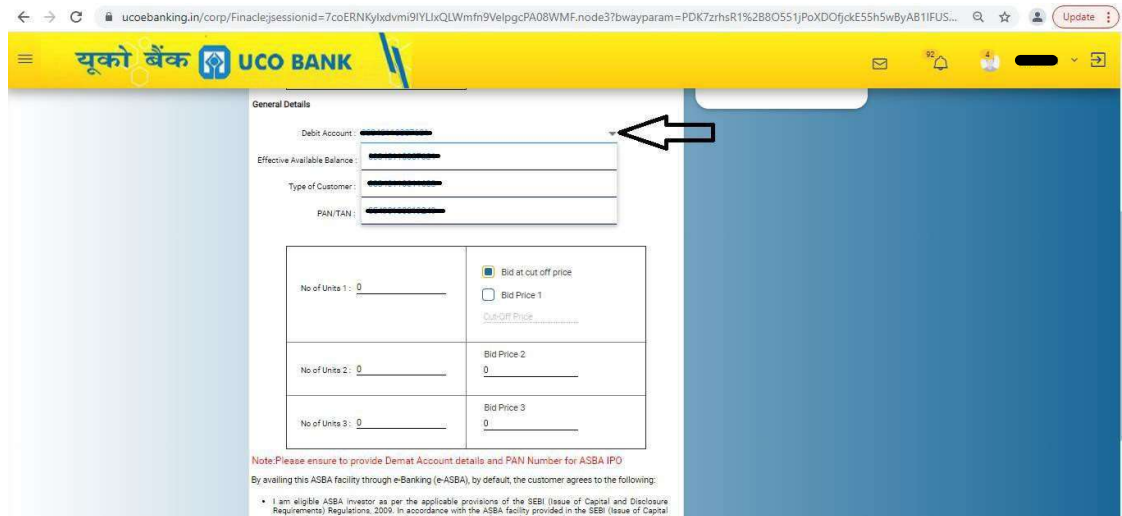
User may have DEMAT account either in NSDL or CDSL, if customer account is in NSDL then DP ID and Client ID are mandatory for apply and if customer account is in CDSL then Client ID is required for apply.



The screenshot shows the 'Demat Account Details' page on the UCO Bank website. The page is divided into two main sections: 'Demat Account Details' and 'General Details'. In the 'Demat Account Details' section, the 'NSDL' option is selected. The 'DP ID' field contains 'IN123456' and the 'Client ID' field contains '12345678'. An arrow points to the 'Client ID' field. To the right, there is a 'Latest Statement' section with a 'Download Statement' button. The 'General Details' section includes a 'Debit Account' dropdown menu, 'Effective Available Balance' (INR 0.0), 'Type of Customer' (IND/Individual Customers i.e Retail user; HUF can apply only up to 1), 'PAN/TAN' field, and a 'No of Units 1' field with a value of 0. There are also checkboxes for 'Bid at cut off price' (checked) and 'Bid Price 1'.

General Details

User has to select the account from the debit account list and has to enter PAN number in PAN Field and Type of customer (Individual /HUF/EMP etc) as mentioned in the drop-down.



The screenshot shows the 'General Details' page on the UCO Bank website. The 'Debit Account' field is highlighted with an arrow. Below it, there are fields for 'Effective Available Balance', 'Type of Customer', and 'PAN/TAN'. The 'No of Units 1' field has a value of 0. There are checkboxes for 'Bid at cut off price' (checked) and 'Bid Price 1'. Below these are fields for 'Bid Price 2' and 'Bid Price 3', both with a value of 0. A note at the bottom states: 'Note: Please ensure to provide Demat Account details and PAN Number for ASBA IPO. By availing this ASBA facility through e-Banking (e-ASBA), by default, the customer agrees to the following: I am eligible ASBA investor as per the applicable provisions of the SEBI (Issue of Capital and Disclosure Requirements) Regulations, 2009. In accordance with the ASBA facility provided in the SEBI (Issue of Capital and Disclosure Requirements) Regulations, 2009 and as detailed in the Bid Issue Prospectus 1. I am'.

Effective Available Balance : INR 0.0

Type of Customer: IND/Individual Customers | e Retail user/HUF can apply only up to 1

PAN/TAN: [REDACTED]

No of Units 1 : 1000	<input checked="" type="checkbox"/> Bid at cut off price <input type="checkbox"/> Bid Price 1 CUT-OFF PRICE
No of Units 2 : 0	Bid Price 2 : 0
No of Units 3 : 0	Bid Price 3 : 0

Note: Please ensure to provide Demat Account details and PAN Number for ASBA IPO
 By availing this ASBA facility through e-Banking (e-ASBA), by default, the customer agrees to the following:

- I am eligible ASBA investor as per the applicable provisions of the SEBI (Issue of Capital and Disclosure Requirements) Regulations, 2009 in accordance with the ASBA facility provided in the SEBI (Issue of Capital and Disclosure Requirements) Regulations, 2009 and as disclosed in the Red Herring Prospectus. I have authorized.
- The SCSB (UCO Bank) to do all acts as are necessary to make an application in the issue of the company, including uploading of my bid/blocking or unblocking of funds in the bank account maintained with the SCSB specified in the ASBA, transfer of funds to the issuer's account designated for this purpose on receipt of instruction from the Registrar to the issue after finalization of the issue of allotment entitling the ASBA investor to receive shares on such transfer of funds, etc.
- Registrar to the issue to issue instructions to the SCSB to remove the block on the funds in the bank account

Preview Confirmation page

All the details filled in the first page, will come in the preview confirmation page for the re-check and if everything is correct then put transaction password and OTP and then click on **SUBMIT** button

Investments > ASBA > Bid Curt Application

Confirm Bidding Details

Customer Details

IPO ID : KLMVI	IPO Description : NCD-KLM AXIVA FINVEST LIMITED
NSDL (DP ID) : IN123456	NSDL (Client ID) : 12345678
PAN : [REDACTED]	Customer Type : IND
Floor Price : 1,000.00	Multiples Of : 1
Ceiling Price : 1,000.00	Lot Qty : 1
Max Amount : 2,00,00,00,000.00	Unit Price : 1,000.00
From (Debit) Account : [REDACTED]	Amount to be blocked : 10,00.00
Bid Price 1 : Cut-Off Price	No of Units 1 : 1
Bid Price 2 : 0	No of Units 2 : 0
Bid Price 3 : 0	No of Units 3 : 0

Additional Details

Remarks : _____

Enter your credentials to confirm the transaction

Confirmation Details

Transaction Password : _____

One Time Password : _____ [RESEND OTP!](#)

Enter the one-time password (OTP) sent for authentication with REFERENCE ID: 2287650.

[BACK](#) [SUBMIT](#)

Favorites

Select your favorite activity

Select _____

[ADD TO FAVORITES](#)

Navigate to...

Latest Statement

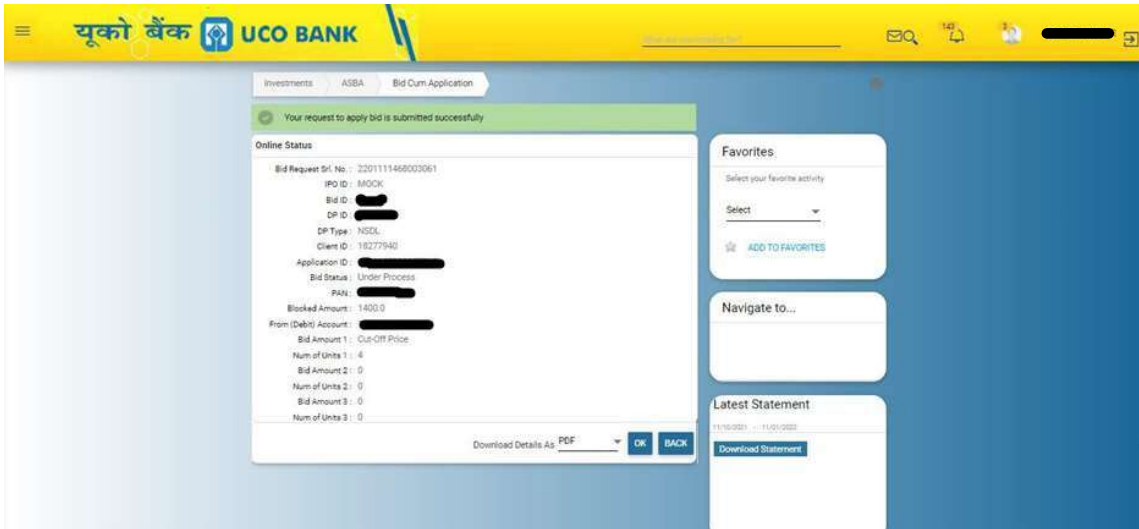
18-11-2021 - 18-05-2022

[Download Statement](#)



Final Summary Page

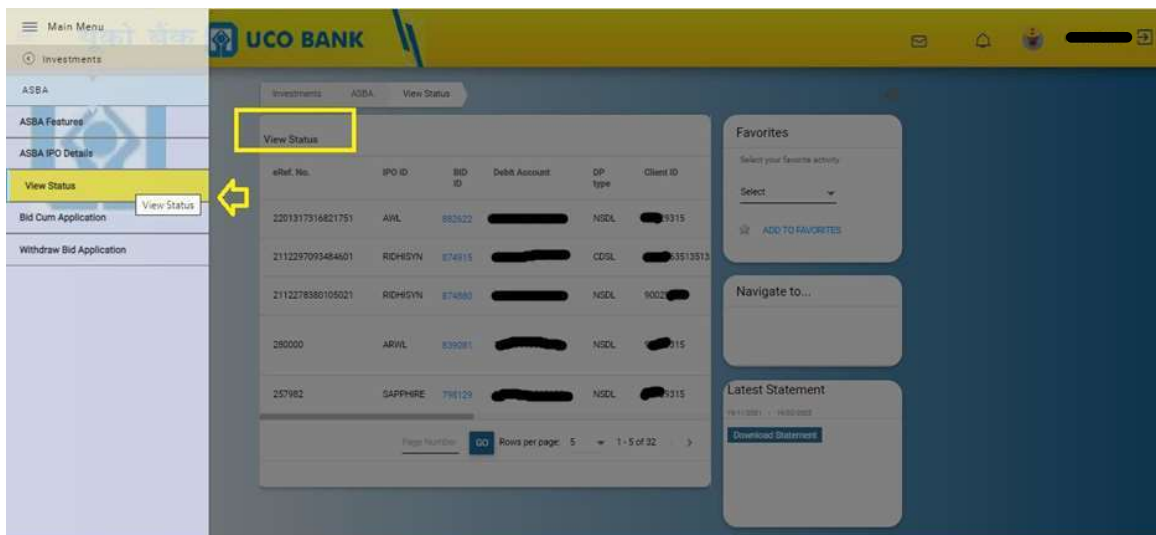
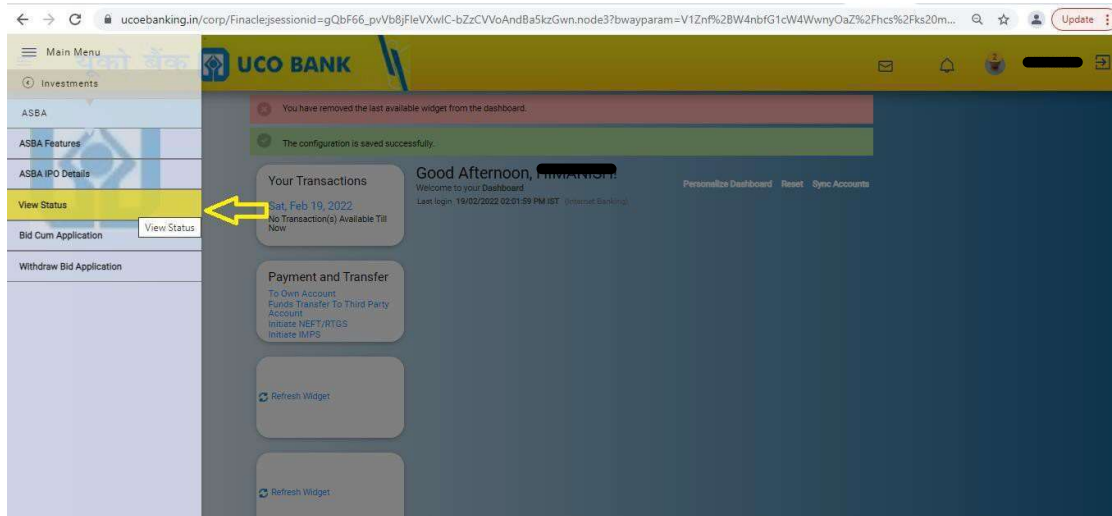
This page contains the bidding details of the Bid applied and the status of Bid. Once successfully submitted applied through internet banking FEBA, amount for ASBA is blocked in the applied account immediately.



The User can also download a Cyber Receipt in PDF format.

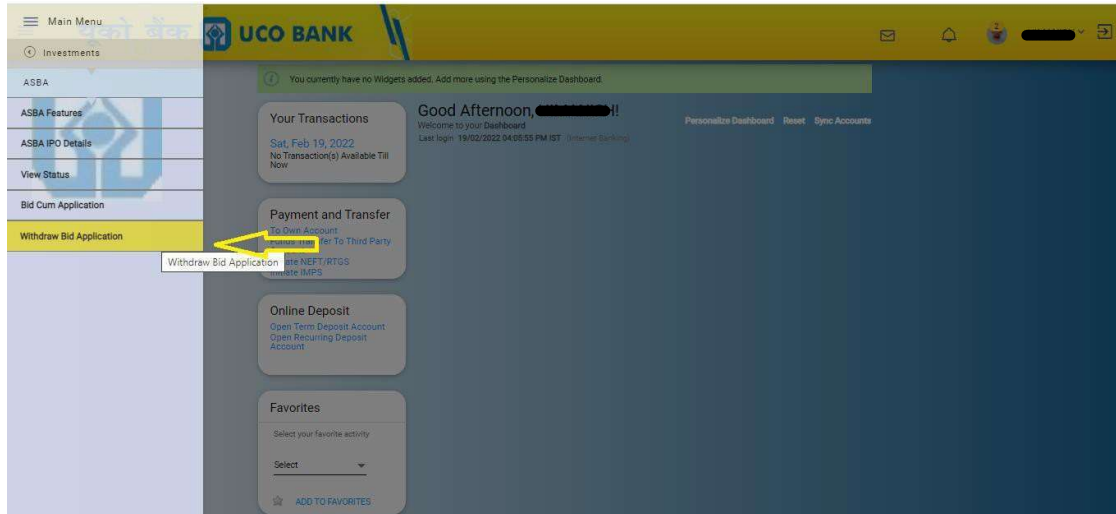
Investments >>ASBA >>View Status

User can view the status of IPO applied successfully through FEBA through **View Status** Button. User can browse the whole details about the Bid Application by using the horizontal slider or the **Bid ID** hyperlink.




Investments >>ASBA >>Withdraw Bid Application

User can withdraw their Bid before the closure of the Bid. To withdraw the Bid the user has to press the **Withdraw** button .



On click of Withdraw Bid Application, list of IPO displays which is eligible for Withdrawal will show to the retail users only.



After selection from the list user has to fill the transaction password and OTP and **SUBMIT** to withdraw the bid.

UCO BANK

Investments > ASBA > Withdraw Bid Application

Confirm Bidding Details

Customer Details

IPO Id: RIDHISYN	IPO Description:
PAN: [REDACTED]	Customer Type:
(Client ID): 90029315	
Amount to be Blocked: 10.0	From (Debit) Account: [REDACTED]
Bid Price 1: Cut-Off Price	No of Units 1: 1
Bid Price 2: 0	No of Units 2: 0
Bid Price 3: 0	No of Units 3: 0

Additional Details

Remarks _____

Enter your credentials to confirm the transaction

Confirmation Details

Transaction Password* _____

One Time Password* _____

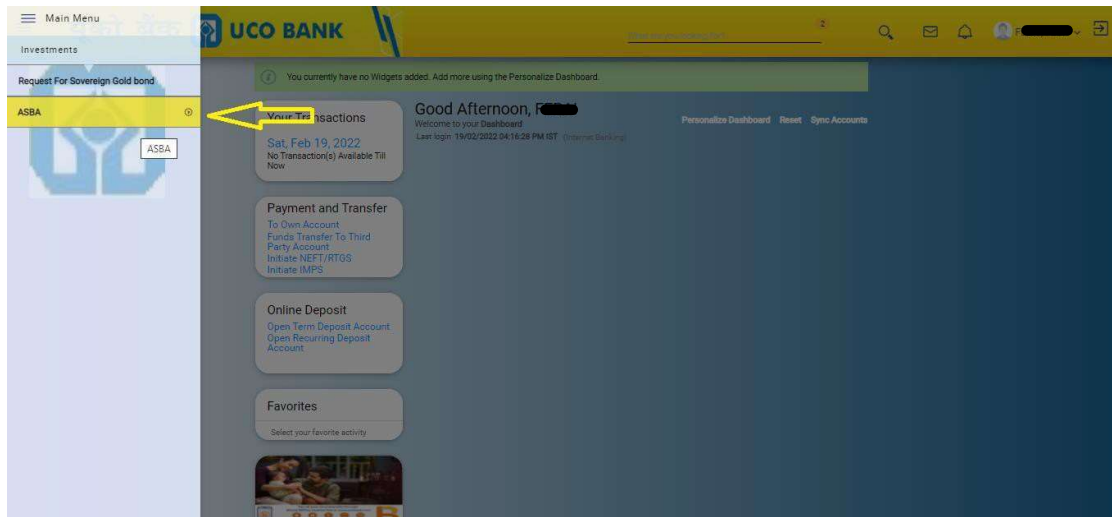
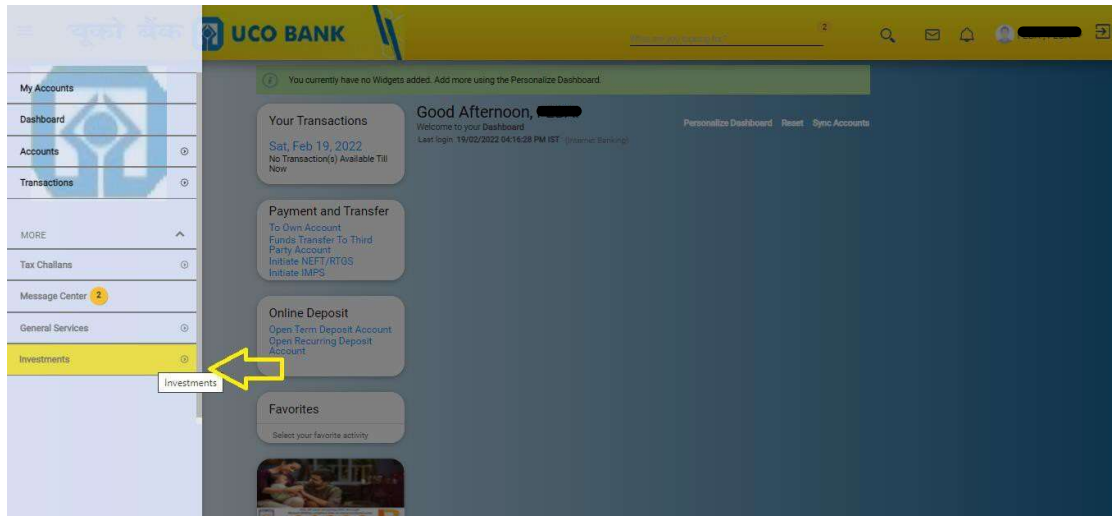
Enter the one time password (OTP) sent for authentication with REFERENCE ID:147395.

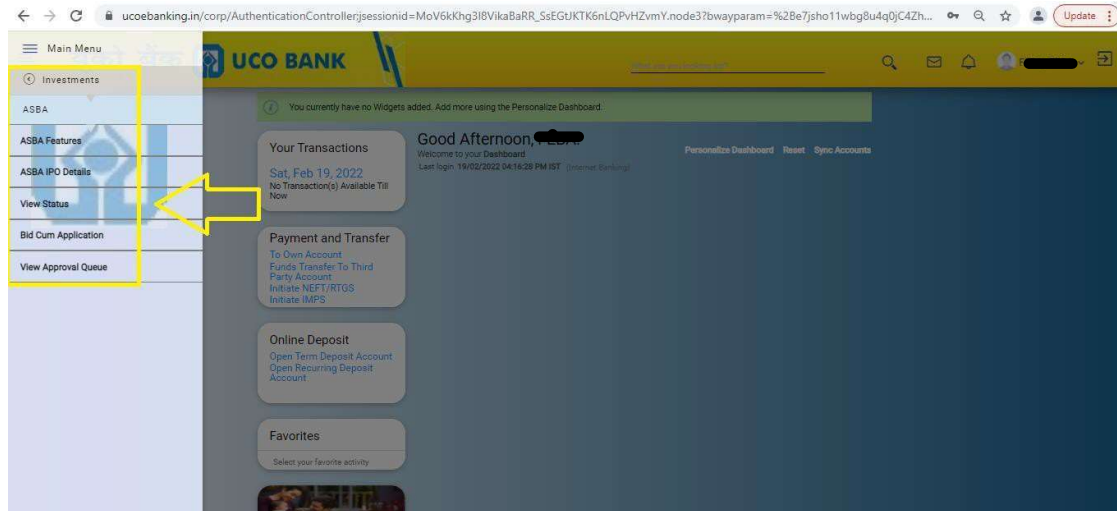
RESEND OTP

SUBMIT **BACK**

CORPORATE ASBA

Corporate user can apply ASBA which is available under Investment menu in MORE option.





Procedure to apply bid application through ASBA is similar to that of RETAIL ASBA Application with certain differences.

- Minimum total Bid Amount should be INR 200000.00
- Withdrawal of Bid Application is not eligible in for Corporate investors.
- Types of customers are to be CO - Bodies Corporate, FI - Banks and Fis/ FII - FIIs other than Individuals or corporate/ IC - Insurance Company/ MF - Mutual Funds/ NOH - NII- Others (all entities other than QIB,co and Individual)/ OTH - Other QIBs.
- If the Mode of Operation for the CORP ID is jointly(maker-checker), then after the 1st user or maker apply the Bid Application, the next user/checker/authorizer can find the applied bid in the link **Investments >>ASBA >> View Approval Queue** and approve or reject the bid.

Sovereign Gold Bond Application

Investments>>Request for Sovereign Gold bond

The screenshot displays the UCO BANK mobile application interface. On the left, a navigation menu is visible with options: Main Menu, Investments, PPF, Request For Sovereign Gold bond (highlighted), and ASBA. The main content area shows the 'Request For Sovereign Gold bond' form. At the top, there are breadcrumb links: Investments > Request For Sovereign Gold bond. Below this, the form is titled 'New Request' and features a progress indicator with three steps: 1. New Request Details, 2. Preview and Confirm, and 3. Summary. The form fields include: Debit Account:* (dropdown menu), Effective Available Balance: (text input), Investor ID: (text input), Applicant Status:* (dropdown menu, currently set to Individual), DeMat Account Type: (dropdown menu), and No Of units:* (text input). A red asterisk indicates mandatory fields. The UCO BANK logo and name are visible at the top of the app.

Alternate Link for SGB

General Services >>Service Requests >>New Requests >>Investments-Request for Sovereign Gold bond

This screenshot shows the same 'New Request' form for Sovereign Gold Bond, but accessed via an alternate path. The navigation menu on the left is different, showing: Main Menu, General Services, Service Requests, New Requests (highlighted), My Requests, and Recall Requests. The breadcrumb trail at the top of the form is: General Services > Service Requests > New Requests. The form fields and layout are identical to the previous screenshot, including the progress indicator and the list of input fields: Debit Account:* (dropdown), Effective Available Balance: (text input), Investor ID: (text input), Applicant Status:* (dropdown, set to Individual), DeMat Account Type: (dropdown), and No Of units:* (text input). The UCO BANK logo and name are also present at the top.

Investments Request For Sovereign Gold bond

New Request

1 New Request Details 2 Preview and Confirm 3 Summary

Sovereign Gold Bond Request * Indicates Mandatory Fields

Debit Account:* Select

Effective Available Balance:

Investor ID:

Applicant Status:* Individual

DeMat Account Type: Select

No Of units:* 0

Communication Address: [REDACTED]

Permanent Address: [REDACTED]

Pan No: [REDACTED]

Bank Particulars For Payment Of Interest Warrant/Redemption

Account Type:* Select

Account No:* 01234567890123

Name Of Account Holder:* Enter the name

Bank Type:* Home Bank

IFSC Code:* [REDACTED] **LOOKUP**

Nominee Details: No

(i) I hereby declare and undertake that my aggregate investment in Sovereign Gold Bonds 2021-22 does not exceed 4kg for individual and HUF & 20 Kg for trust and similar entities during the financial year 2021-22.

(ii) The Information furnished in this application form is correct.

(iii) I have read and understood the details of information for the investors as well as rights and duties of investors.

* Bond will be issued on the Name of Main Account Holder of the Selected Debit Account

BACK **CONTINUE**

User has to fill up the Sovereign Gold Bond details as per requirement.

Applicant status in case of **Retail user** may be Individual/ HUF.

Applicant status in case of **Corporate User** may be University, Trust or Charitable Institutions (Eligible to apply).

On Tick Marking the Disclaimer at the bottom, a Pop Up will come up. The user has to click **OK** button to proceed further and then press continue to go to the Request confirmation Page.

Investments > Request For Sovereign Gold bond

Request Confirmation

1 **2** 3

New Request Details Preview and Confirm Summary

Sovereign Gold Bond Request

Debit Account: [REDACTED]	Investor ID: [REDACTED]
Applicant Status: Individual	DeMat Account Type: [REDACTED]
DP Client ID: [REDACTED]	Pan No.: [REDACTED]
No. Of Units: 1	Permanent Address: [REDACTED]
Communication Address: [REDACTED]	

Bank Particulars For Payment Of Interest Warrent/Redemption

Account Type: Savings	Account Number: [REDACTED]
Account Name: sdSDAS	IFSC Code: ADCC0 [REDACTED]

Additional Detail

Remarks _____

Enter your credentials to confirm the transaction

Confirmation Details

Transaction Password* _____

One Time Password* _____ [RESEND OTP](#)

Enter the one time password (OTP) sent for authentication with REFERENCE ID:153233.

[BACK](#) [SUBMIT](#)

Fill in the Password and OTP and then click **SUBMIT** button.

Your request for Sovereign Gold Bond has been recorded with Application No : 0021[REDACTED]

1 **2** 3

New Request Details Preview and Confirm Summary

Sovereign Gold Bond Request

Debit Account: [REDACTED]	Investor ID: [REDACTED]
Applicant Status: Individual	DeMat Account Type: [REDACTED]
DP Client ID: [REDACTED]	Pan No.: [REDACTED]
No. Of Units: 1	Permanent Address: [REDACTED]
Communication Address: [REDACTED]	

Bank Particulars For Payment Of Interest Warrent/Redemption

Account Type: Savings	Account Number: [REDACTED]
Account Name: [REDACTED]	IFSC Code: [REDACTED]
Nominee Details: Yes	

First Nominee Details

Name Of Nominee1: [REDACTED]	Date Of Birth(Nominee1): [REDACTED]
Relation : Brother	No. Of Units(Nominee1): 1
Guardian Name: [REDACTED]	

[NEW REQUEST](#) [DOWNLOAD PDF](#)

User can then either exit or go for a new request or download the cyber-receipt from the **DOWNLOAD PDF** option.

For **Corporate User** if the Mode of Operation for the CORP ID is jointly or more user joint operation, Then firstly the 1st user or maker apply the Bid Application.

New Request

Request with Reference Id 2250490533 is pending for Corporate Approval.

Progress: New Request Details (✓) | Preview and Confirm (✓) | Summary (3)

Sovereign Gold Bond Request

Debit Account: [REDACTED]	Investor ID: [REDACTED]
Applicant Status: Corporate	DeMat Account Type: [REDACTED]
DP Client ID: [REDACTED]	Pan No.: [REDACTED]
No. Of Units: 1	Permanent Address: [REDACTED]
Communication Address: [REDACTED]	

Bank Particulars For Payment Of Interest Warrant/Redemption

Account Type: Savings	Account Number: [REDACTED]
Account Name: ASDasdas	IFSC Code: [REDACTED]

Download PDF [OK] [BACK]

The next user/checker/authorizer can find the applied bid in the link **General Services >>Service Requests>>My Approvals** and approve or reject the request.

UCO BANK

General Services > Service Requests* > My Approvals

My Approvals

✗ The service requests do not exist for approvals.

Left sidebar menu: Main Menu, General Services, Service Requests*, New Requests, My Requests, Recall Requests, My Approvals (highlighted)